

## PRESS RELEASE

### MAXIMUM WHOLESALE AND RETAIL PETROLEUM PRICES IN KENYA FOR THE PERIOD 15<sup>TH</sup> APRIL 2021 TO 14<sup>TH</sup> MAY 2021

In accordance with Section 101(y) of the Petroleum Act 2019, Legal Notice No.196 of 2010 and Legal Notice No. 26 of 2012, the Energy & Petroleum Regulatory Authority (EPRA) has calculated the maximum wholesale and retail prices of petroleum products, which will be in force from 15<sup>th</sup> April 2021 to 14<sup>th</sup> May 2021.

In the period under review, the prices for **Super petrol, Diesel and Kerosene remain unchanged** from the March 2021 pump prices.

The prices are inclusive of the 8% Value Added Tax (VAT) in line with the provisions of the Finance Act 2018, the Tax Laws (Amendment) Act 2020 and the revised rates for excise duty adjusted for inflation as per Legal Notice No. 194 of 2020.

The average landed cost of imported **Super Petrol** increased by 9.27% from US\$ 449.82 per cubic metre in February 2021 to US\$ 491.50 per cubic metre in March 2021; **Diesel** increased by 4.77% from US\$ 423.95 per cubic metre to US\$ 444.17 per cubic metre and **Kerosene** increased by 7.29% from US\$ 393.23 per cubic metre to US\$ 421.90 per cubic metre

The changes in the landed costs are summarized in the table below:

PRODUCT	FEBRUARY 2021	MARCH 2021	CHANGE
Super Petrol (US\$/Cubic Metre)	449.82	491.50	+9.27%
Diesel (US\$/Cubic Metre)	423.95	444.17	+4.77%
Kerosene (US\$/Cubic Metre)	393.23	421.90	+7.29%

The Free On board (FOB) price of Murban crude oil lifted in March 2021 was posted at US\$ 65.16 per barrel an increase of 5.76% from US\$ 61.61 per barrel in February 2021.

Over the same period, the mean monthly US Dollar to Kenya Shilling exchange rate appreciated by 0.04% from KShs. 109.67 per US\$ in February 2021 to KShs. 109.63 per US\$ in March 2021.

A summary of the resultant retail prices for major towns in Kenya is provided as Annex I while the wholesale prices at the main supply depots in Kenya are provided as Annex II. Further, a detailed breakdown and a progression of the cost items for retail prices in Nairobi are provided as Annex III and IV for information.


The table below shows the trend of monthly crude oil prices and exchange rates for the last 12 months:

Month	Apr-20	May -20	Jun-20	July-20	Aug-20	Sept-20	Oct-20	Nov-20	Dec-20	Jan-21	Feb-21	Mar-21
Crude Oil Prices (US\$/barrel)	17.64	23.52	36.34	44.28	45.74	42.35	40.16	43.04	49.57	55.27	61.61	65.16
Mean Exchange Rates (KShs/US\$)	106.83	106.65	106.48	107.46	107.93	108.60	109.14	110.36	110.52	109.89	109.67	109.63

The purpose of the petroleum pricing Regulations is to cap the wholesale and retail prices of petroleum products, which are already in the country, so that importation and other prudently incurred costs are recovered, while ensuring reasonable prices to consumers.

EPRA wishes to assure the public of its continued commitment to the observance of fair competition and protection of the interests of both consumers and investors in the energy and petroleum sectors.

Regards,



**Daniel Kiptoo Bargarora**  
**Ag. DIRECTOR GENERAL**

14<sup>th</sup> April 2021

## ANNEX I

15 <sup>th</sup> April 2021 -14 <sup>th</sup> May 2021				
	TOWNS	MAXIMUM PUMP PRICES		
		Super Petrol (PMS)	Automotive Diesel (AGO)	Kerosene (IK)
		KShs/L	KShs/L	KShs/L
1	<b>Mombasa</b>	<b>120.41</b>	<b>105.27</b>	<b>95.46</b>
2	Kilifi	121.12	105.98	96.17
3	Likoni Mainland	120.77	105.62	95.82
4	Kwale	120.77	105.62	95.82
5	Malindi	121.33	106.19	96.38
6	Lungalunga	121.48	106.34	96.53
7	Voi	121.89	106.75	96.93
8	Taveta	123.29	108.15	98.34
9	Lamu	123.71	108.57	98.76
10	Hola	123.99	108.85	99.05
11	<b>Nairobi</b>	<b>122.81</b>	<b>107.66</b>	<b>97.85</b>
12	Thika	122.82	107.66	97.85
13	Machakos	123.04	107.89	98.08
14	Kajiado	123.23	108.08	98.26
15	Makuyu	123.10	107.95	98.13
16	Muranga	123.34	108.18	98.37
17	Sagana	123.55	108.40	98.58
18	Embu	123.91	108.77	98.95
19	Kerugoya	123.83	108.68	98.87
20	Narok	124.20	109.05	99.23
21	Nyeri	124.19	109.04	99.22
22	Namanga	124.35	109.20	99.38
23	Kiganjo	124.15	108.99	99.18
24	Chuka	124.44	109.30	99.48
25	Kitui	124.34	109.19	99.37
26	Mwingi	124.73	109.58	99.76
27	Nanyuki	124.74	109.59	99.77
28	Nkubu	125.71	110.56	100.74
29	Mtito Andei	125.25	110.10	100.28
30	Meru	125.91	110.75	100.94
31	Isiolo	125.77	110.61	100.80
32	Maua	126.36	111.21	101.39
33	Garissa	126.98	111.82	102.02
34	Marsabit	130.66	115.52	105.70
35	Liboi	129.74	114.60	104.78

## ANNEX I

15 <sup>th</sup> April 2021 -14 <sup>th</sup> May 2021				
	TOWNS	MAXIMUM PUMP PRICES		
		Super Petrol (PMS)	Automotive Diesel (AGO)	Kerosene (IK)
		KShs/L	KShs/L	KShs/L
36	Moyale	132.25	117.09	107.28
37	Sololo	131.30	116.14	106.33
38	Habaswein	129.67	114.51	104.71
39	Dadaab	128.36	113.21	103.40
40	Tarbaj	131.92	116.77	106.95
41	Elwak	133.52	118.37	108.55
42	Wajir	132.07	116.92	107.10
43	Modogashe	129.81	114.66	104.85
44	Mandera	135.85	120.70	110.88
45	<b>Nakuru</b>	<b>122.44</b>	<b>107.55</b>	<b>97.76</b>
46	Gilgil	122.41	107.51	97.72
47	Mogotio	122.40	107.49	97.71
48	Molo	122.48	107.59	97.80
49	Olenguruone	123.18	108.29	98.50
50	Londiani	122.70	107.81	98.02
51	Nyahururu	122.69	107.79	98.01
52	Archers Post	125.68	110.79	101.00
53	Lodosoit	126.78	111.88	102.09
54	Naivasha	122.76	107.87	98.09
55	Marigat	123.16	108.27	98.49
56	Kabarnet	123.66	108.77	98.98
57	Maralal	124.75	109.85	100.06
58	<b>Eldoret</b>	<b>123.36</b>	<b>108.46</b>	<b>98.68</b>
59	Kiplombe	123.36	108.46	98.68
60	Iten	123.36	108.46	98.68
61	Naiberi	123.36	108.46	98.68
62	Kesses	123.36	108.46	98.68
63	Kapsabet	123.38	108.49	98.70
64	Webuye	123.79	108.90	99.11
65	Kitale	123.72	108.83	99.05
66	Kapenguria	124.36	109.47	99.68
67	Bungoma	124.12	109.23	99.45
68	Moiben	123.38	108.49	98.70
69	Matunda	123.35	108.45	98.67
70	Burnt Forest	123.31	108.42	98.64

## ANNEX I

15 <sup>th</sup> April 2021 -14 <sup>th</sup> May 2021				
	TOWNS	MAXIMUM PUMP PRICES		
		Super Petrol (PMS)	Automotive Diesel (AGO)	Kerosene (IK)
		KShs/L	KShs/L	KShs/L
71	Tambach	123.40	108.51	98.72
72	Kapsowar	123.87	108.97	99.19
73	Chebara	123.75	108.85	99.07
74	Kimwarer	123.67	108.78	98.99
75	Timboroa	123.60	108.70	98.92
76	Nandi Hills	123.56	108.66	98.87
77	Kaiboi	123.41	108.52	98.73
78	Kiminini	123.91	109.01	99.23
79	Endebes	124.25	109.36	99.58
80	Saboti	123.93	109.04	99.25
81	Chepareria	124.57	109.67	99.89
82	Lomut	126.19	111.28	101.50
83	Burgich	124.98	110.08	100.30
84	Sigor	125.11	110.21	100.43
85	Lodwar	127.54	112.64	102.86
86	Kakuma	129.14	114.24	104.45
87	Lokichar	126.54	111.65	101.87
88	Kalokol	128.30	113.41	103.63
89	Lokori	126.91	112.02	102.22
90	Lokitaung	131.19	116.29	106.51
91	Kapedo	126.19	111.28	101.50
92	Malaba	124.52	109.63	99.85
93	Lokichogio	130.32	115.43	105.65
94	Ziwa	123.56	108.66	98.87
95	Soy	123.37	108.46	98.68
96	Moi's Bridge	123.43	108.53	98.74
97	Turbo	123.31	108.42	98.64
98	Kibish	131.42	116.52	106.74
99	Nakalale	130.25	115.34	105.56
100	Loima	126.66	111.77	101.98
101	Lokiriama	128.23	113.33	103.55
102	Kainuk	125.43	110.54	100.75
103	Kacheliba	124.76	109.87	100.08
104	Kiwawa	125.37	110.47	100.69

## ANNEX I

15 <sup>th</sup> April 2021 -14 <sup>th</sup> May 2021				
	TOWNS	MAXIMUM PUMP PRICES		
		Super Petrol (PMS)	Automotive Diesel (AGO)	Kerosene (IK)
		KShs/L	KShs/L	KShs/L
105	Ortum	124.96	110.06	100.28
106	Kachibora	123.75	108.85	99.07
107	Kwanza	124.46	109.57	99.78
108	Kaplamai	123.78	108.89	99.10
109	Eldama Ravine	124.19	109.30	99.51
110	Tenges	124.33	109.44	99.65
111	Barwessa	124.45	109.56	99.77
112	Kipsaraman	125.36	110.46	100.68
113	Loruk	125.23	110.33	100.55
114	Kabartonjo	124.19	109.30	99.51
115	Tindiret	124.25	109.36	99.58
116	O'lessos	123.43	108.53	98.74
117	Kobujoi	123.83	108.94	99.14
118	Serem	123.91	109.01	99.23
119	Kabiyet	123.37	108.46	98.68
120	Cheptulu	123.79	108.90	99.11
121	Songor	124.33	109.44	99.65
122	Kapcherop	123.97	109.08	99.29
123	Sambalat	124.65	109.76	99.98
124	Arror	124.31	109.41	99.63
125	Tot	124.51	109.62	99.84
126	Kaptarakwa	123.56	108.66	98.87
127	<b>Kisumu</b>	<b>123.36</b>	<b>108.46</b>	<b>98.68</b>
128	Sondu	123.46	108.56	98.78
129	Oyugis	123.94	109.05	99.26
130	Kakamega	123.40	108.51	98.72
131	Mumias	123.68	108.79	99.00
132	Bondo	123.56	108.67	98.89
133	Siaya	123.69	108.80	99.01
134	Kericho	123.87	108.97	99.19
135	Nyamira	123.93	109.04	99.25
136	Kisii	124.23	109.34	99.55
137	Sotik	124.07	109.18	99.38
138	Keroka	124.25	109.36	99.57

## ANNEX I

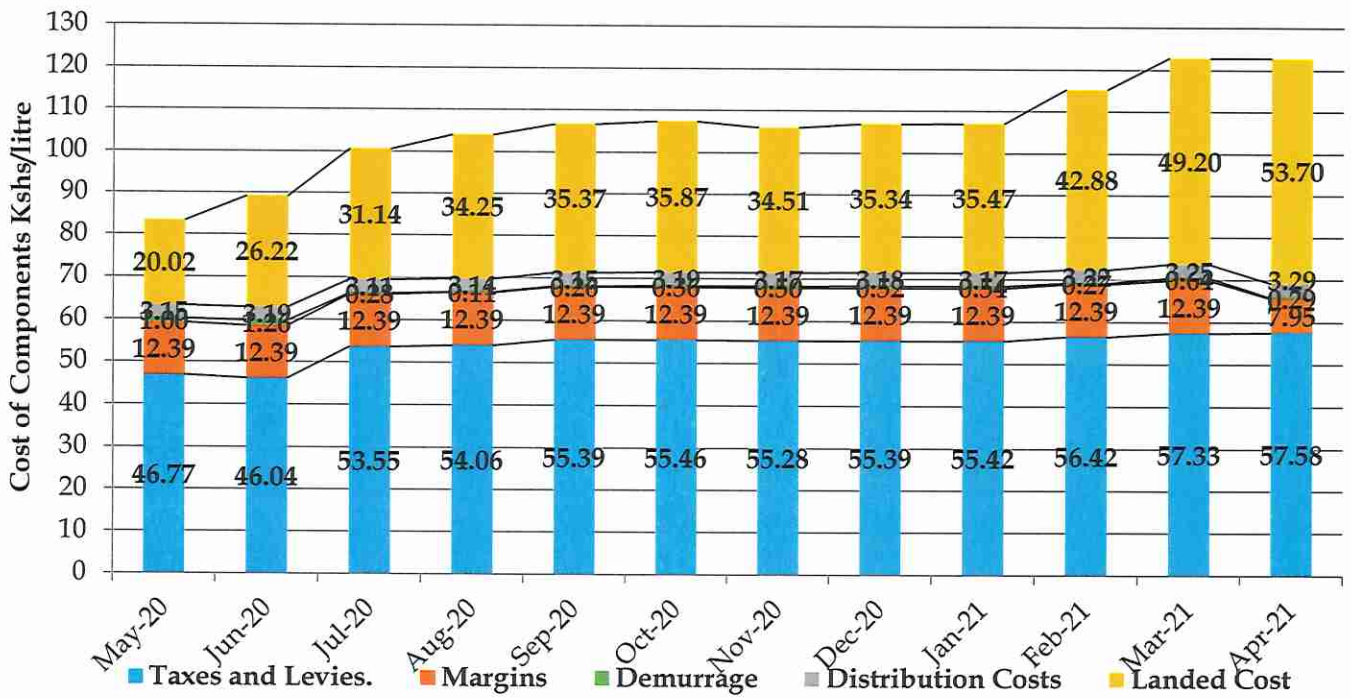
15 <sup>th</sup> April 2021 -14 <sup>th</sup> May 2021				
	TOWNS	MAXIMUM PUMP PRICES		
		Super Petrol (PMS)	Automotive Diesel (AGO)	Kerosene (IK)
		KShs/L	KShs/L	KShs/L
139	Busia	124.22	109.33	99.54
140	Homabay	124.18	109.27	99.49
141	Migori	125.03	110.13	100.34
142	Isebania	125.31	110.42	100.63
143	Bomet	124.47	109.58	99.79
144	Muhoroni	123.58	108.69	98.91
145	Mbita	124.16	109.26	99.48
146	Mbale	123.36	108.46	98.68
147	Etago	124.80	109.91	100.13
148	Magenche	124.91	110.02	100.23
149	Kilgoris	124.74	109.85	100.06

## ANNEX III

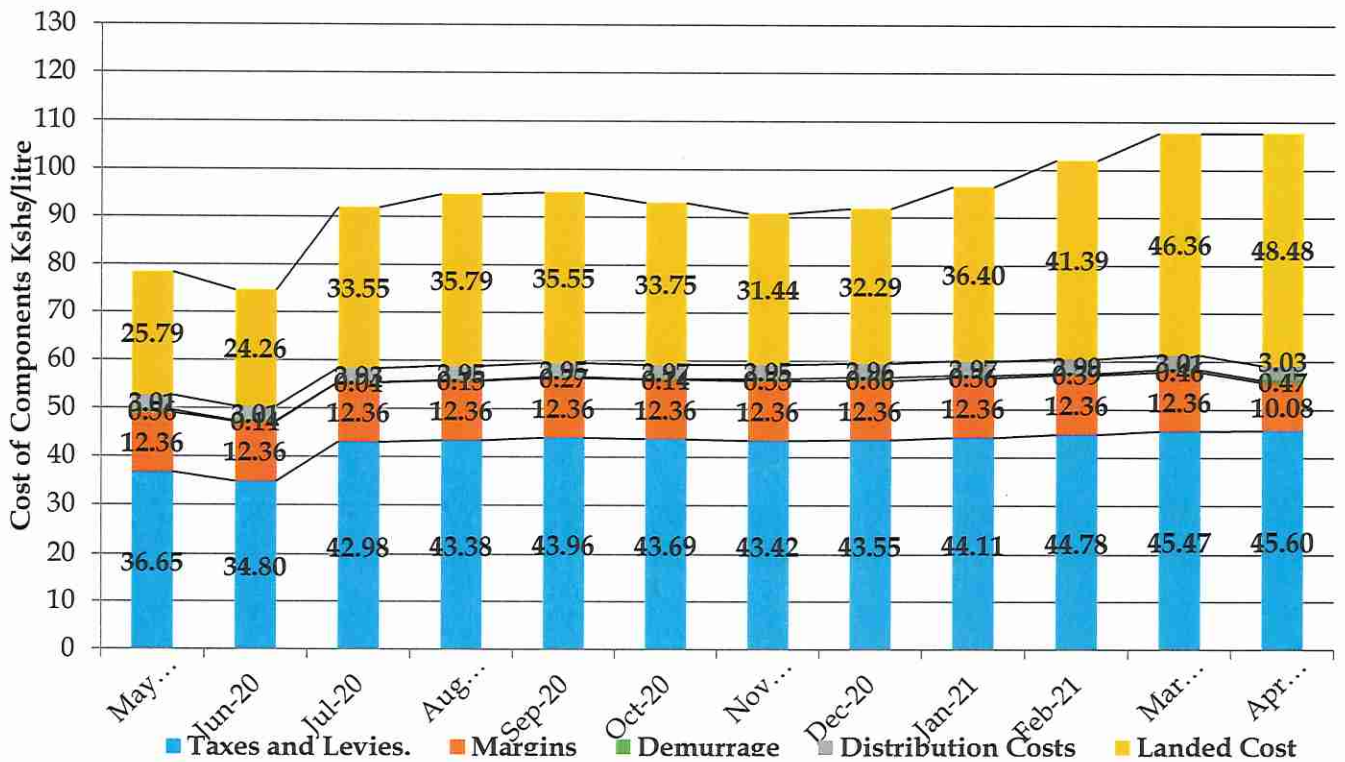
Breakdown of the costs of Super Petrol (PMS), Diesel (AGO) and Kerosene (DPK) in Nairobi: 15th April 2021- 14th May 2021				
Cost Item	Cost Description	Super Petrol	Diesel	Kerosene
		KShs/Litre	KShs/Litre	KShs/Litre
<b>Landed Cost (a)</b>	Weighted Average cost for all imports	53.99	48.95	46.23
Pipeline Transport (Msa-Nrb)	Pipeline (100% PMS, AGO & IK)	2.16	2.16	2.16
Road Transport (Msa-Nrb) - Bridging	Road (0% PMS, AGO & IK)	0.00	0.00	0.00
Pipeline Losses	Pipeline (0.25%)	0.08	0.07	0.06
Depot Losses	0.5% PMS; 0.3% For DPK & AGO	0.51	0.26	0.24
Delivery within 40kms of Nrb	Delivery to petrol stations	0.54	0.54	0.54
<b>Storage and distribution (b)</b>		<b>3.29</b>	<b>3.03</b>	<b>3.00</b>
<b>Supplier margins (c)</b>		<b>7.95</b>	<b>10.08</b>	<b>8.89</b>
Excise Duty	Tax	21.95	11.37	11.37
Road Maintenance Levy	Levy	18.00	18.00	0.00
Petroleum Development Levy	Levy	5.40	5.40	0.40
Petroleum Regulatory Levy	Levy	0.25	0.25	0.25
Railway Development Levy	Levy	1.04	0.94	0.88
Anti-adulteration Levy	Levy	0.00	0.00	18.00
Merchant Shipping Levy	Levy	0.03	0.03	0.03
Import Declaration Fee	Levy	1.81	1.64	1.55
Value Added Tax (VAT)	Tax	9.10	7.97	7.25
<b>Taxes and levies (d)</b>		<b>57.58</b>	<b>45.60</b>	<b>39.73</b>
<b>Retail Prices in Nairobi (a) + (b) + (c) + (d)</b>		<b>122.81</b>	<b>107.66</b>	<b>97.85</b>
<b>Summary</b>		<b>Super Petrol</b>	<b>Diesel</b>	<b>Kerosene</b>
		<b>KShs/Litre</b>	<b>KShs/Litre</b>	<b>KShs/Litre</b>
Products Costs (a)		53.99	48.95	46.23
Distribution and storage Costs (b)		3.29	3.03	3.00
Margins (c)		7.95	10.08	8.89
Taxes & Levies (d)		57.58	45.60	39.73
<b>Retail Prices in Nairobi</b>		<b>122.81</b>	<b>107.66</b>	<b>97.85</b>



1. Super Petrol



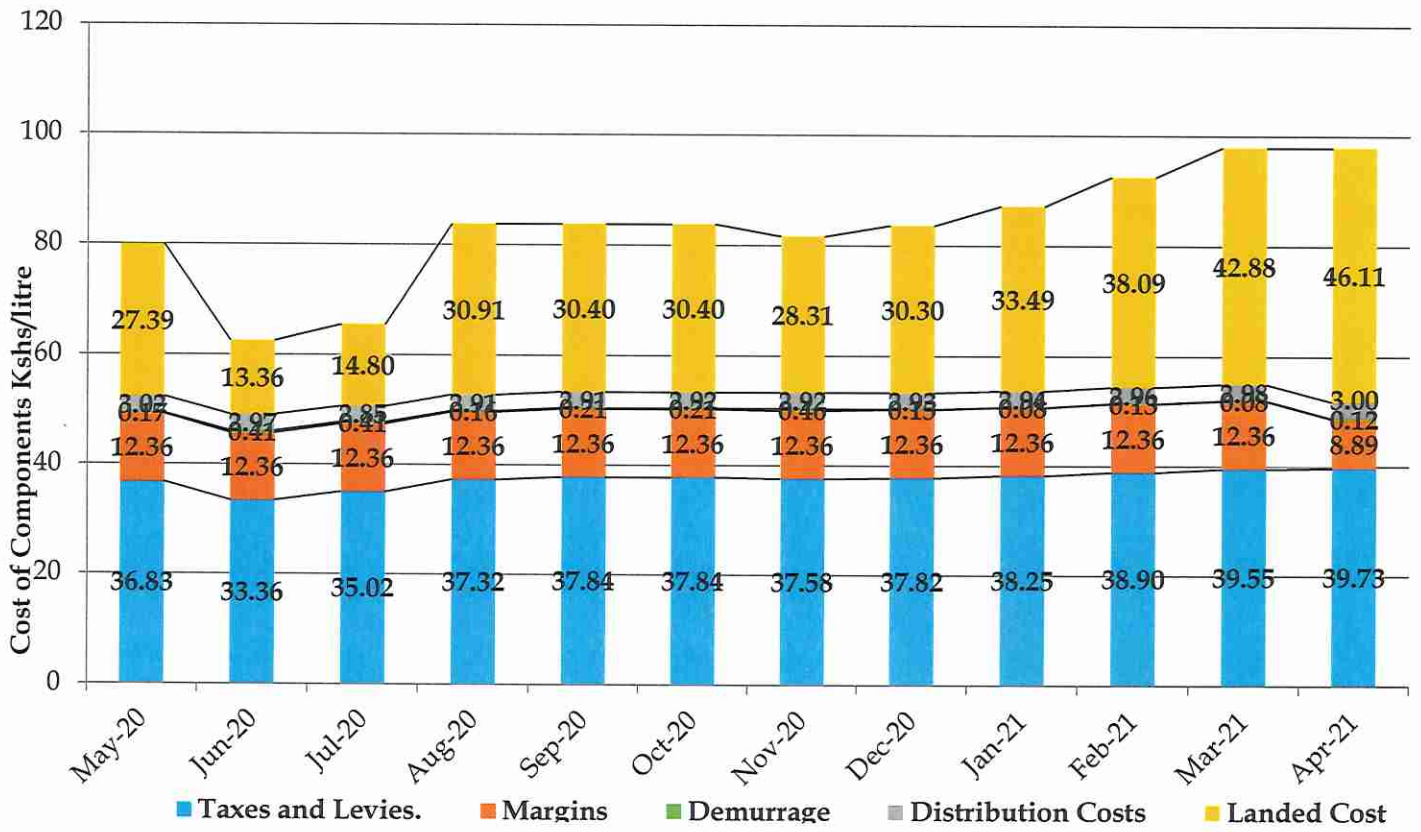
2. Diesel



D.K

**ANNEX IV**

**3. Kerosene**



J-16