

PRESS RELEASE

14th September 2019

MAXIMUM RETAIL PETROLEUM PUMP PRICES IN KENYA FOR THE PERIOD 15TH SEPTEMBER 2019 TO 14TH OCTOBER 2019

In accordance with Legal Notice No. 196 of 2010, the Energy (Petroleum Pricing) Regulations and the amendment thereof, the Energy & Petroleum Regulatory Authority (EPRA) has calculated the maximum retail pump prices of petroleum products, which will be in force from 15th September to 14th October 2019.


Taking into account the weighted average cost of imported refined petroleum products, the changes in the maximum allowed petroleum pump prices in Nairobi are as follows: **Super Petrol and Diesel increase by KShs 0.28 per litre and KShs 2.44 per litre respectively** while **Kerosene decreases by KShs 3.31 per litre**. The pump prices are inclusive of 8% Value Added Tax (VAT) in line with the provisions of the Finance Act 2018 and the revised rates for excise duty adjusted for inflation as per Legal Notice No. 109 of 9th July 2019.

The changes in this month's prices have been as a consequence of the average landed cost of imported **Super Petrol** decreasing by 0.22% from US\$ 498.46 per cubic metre in July 2019 to US\$ 497.36 per cubic metre in August 2019; **Diesel** increasing by 4.38% from US\$ 482.47 per cubic metre to US\$ 503.61 per cubic metre and **Kerosene** decreasing by 5.61% from US\$ 513.10 per cubic metre to US\$ 484.29 per cubic metre. The changes in the landed costs are summarized in the table below:

PRODUCT	JULY 2019	AUGUST 2019	CHANGE
Super Petrol (US\$/Cubic Metre)	498.46	497.36	-0.22%
Diesel (US\$/Cubic Metre)	482.47	503.61	+4.38%
Kerosene (US\$/Cubic Metre)	513.10	484.29	-5.61%

The Free On board (FOB) price of Murban crude oil lifted in August 2019 was posted at US\$ 62.30 per barrel, a decrease of 5.82% from US\$ 66.15 per barrel in July 2019.

Over the same period, the mean monthly US Dollar to Kenya Shilling exchange rate depreciated by 0.13% from KShs. 103.31 per US\$ in July 2019 to KShs. 103.44 per US\$ in August 2019.



A summary of the resultant pump prices for major towns in Kenya is provided as **Annex I**. In addition, a detailed breakdown and a progression of the cost items for the pump prices in Nairobi are provided as **Annex II** and **III** for information.


The table below shows the trend of monthly crude oil prices and exchange rates for the last 12 months:

Month	Sep-18	Oct-18	Nov-18	Dec-18	Jan-19	Feb-19	Mar-19	Apr-19	May-19	Jun-19	Jul-19	Aug-19
Crude Oil Prices (US\$/barrel)	80.35	82.30	68.00	59.50	60.95	66.35	68.60	73.05	72.35	64.80	66.15	62.30
Mean Exchange Rates (KShs/US\$)	100.88	101.16	102.44	102.16	101.30	100.17	100.47	101.12	101.20	101.89	103.31	103.44

The purpose of the fuel pricing regulations is to cap the pump prices of the products, which are already in the country, so that the importation and other prudently incurred costs are recovered, while ensuring reasonable prices to consumers.

The Authority wishes to assure the public of its continued commitment to the observance of fair competition and protection of the interests of both consumers and investors in the energy sector.

Regards,



Robert Pavel Oimeke
DIRECTOR GENERAL


14th September 2019

ANNEX I

15 th September 2019 – 14 th October 2019				
	TOWNS	MAXIMUM PUMP PRICES		
		Super Petrol (PMS)	Automotive Diesel (AGO)	Kerosene (IK)
		KShs/L	KShs/L	KShs/L
1	Mombasa	110.19	100.44	98.03
2	Kilifi	110.38	100.63	98.23
3	Likoni Mainland	110.54	100.79	98.39
4	Kwale	110.54	100.79	98.39
5	Malindi	111.03	101.28	98.88
6	Lungalunga	111.39	101.63	99.23
7	Voi	111.68	101.93	99.52
8	Taveta	113.12	103.37	100.97
9	Lamu	113.88	104.12	101.73
10	Hola	113.77	104.02	101.62
11	Nairobi	112.81	103.04	100.64
12	Thika	112.93	103.17	100.77
13	Machakos	112.93	103.17	100.77
14	Kajiado	113.21	103.44	101.05
15	Makuyu	113.36	103.58	101.19
16	Muranga	113.36	103.58	101.19
17	Sagana	113.44	103.68	101.28
18	Embu	113.95	104.18	101.79
19	Kerugoya	113.96	104.20	101.80
20	Narok	114.17	104.40	102.00
21	Nyeri	114.26	104.49	102.10
22	Namanga	114.35	104.58	102.19
23	Kiganjo	114.38	104.62	102.23
24	Chuka	114.42	104.66	102.26
25	Kitui	114.42	104.66	102.26
26	Mwingi	114.45	104.69	102.28
27	Nanyuki	114.81	105.05	102.65
28	Nkubu	115.05	105.28	102.89
29	Mtito Andei	115.28	105.52	103.11
30	Meru	115.31	105.54	103.15
31	Isiolo	115.82	106.06	103.65
32	Maua	115.82	106.06	103.65
33	Garissa	117.06	107.30	104.90
34	Marsabit	119.24	109.47	107.08
35	Liboi	119.74	109.98	107.57


ANNEX I

15 th September 2019 – 14 th October 2019				
	TOWNS	MAXIMUM PUMP PRICES		
		Super Petrol (PMS)	Automotive Diesel (AGO)	Kerosene (IK)
		KShs/L	KShs/L	KShs/L
36	Moyale	122.32	112.55	110.16
37	Sololo	121.34	111.56	109.17
38	Habaswein	119.66	109.90	107.50
39	Dadaab	118.39	108.62	106.22
40	Tarbaj	121.91	112.15	109.75
41	Elwak	123.52	113.75	111.35
42	Wajir	120.49	110.72	108.33
43	Mandera	125.67	115.90	113.50
44	Nakuru	113.30	103.74	101.35
45	Gilgil	113.30	103.74	101.35
46	Mogotio	113.35	103.80	101.41
47	Molo	113.44	103.88	101.49
48	Olenguruone	114.02	104.47	102.08
49	Londiani	113.44	103.88	101.49
50	Nyahururu	113.51	103.96	101.58
51	Archers Post	116.53	106.97	104.59
52	Lodosoit	117.63	108.07	105.68
53	Naivasha	113.62	104.07	101.68
54	Marigat	113.94	104.39	102.00
55	Kabarnet	114.47	104.92	102.53
56	Bomet	115.08	105.53	103.13
57	Maralal	117.16	107.61	105.22
58	Eldoret	114.29	104.74	102.35
59	Kapsabet	114.31	104.76	102.37
60	Webuye	114.47	104.92	102.53
61	Kitale	114.60	105.05	102.66
62	Kapenguria	114.98	105.43	103.04
63	Bungoma	115.00	105.45	103.06
64	Moiben	114.33	104.78	102.39
65	Matunda	114.27	104.72	102.32
66	Burnt Forest	114.25	104.69	102.30
67	Tambach	114.32	104.77	102.38
68	Kapsowar	114.52	104.96	102.57
69	Chebara	114.42	104.87	102.49
70	Kimwarer	114.60	105.05	102.66



ANNEX I

15 th September 2019 – 14 th October 2019				
	TOWNS	MAXIMUM PUMP PRICES		
		Super Petrol (PMS)	Automotive Diesel (AGO)	Kerosene (IK)
		KShs/L	KShs/L	KShs/L
71	Timboroa	114.53	104.98	102.58
72	Nandi Hills	114.48	104.93	102.55
73	Kaiboi	114.29	104.74	102.36
74	Kiminini	114.81	105.26	102.86
75	Endebes	114.87	105.32	102.93
76	Saboti	115.03	105.48	103.09
77	Chepareria	115.33	105.77	103.38
78	Lomut	116.23	106.68	104.29
79	Burgich	116.64	107.09	104.70
80	Sigor	116.00	106.44	104.06
81	Lowdar	118.47	108.92	106.53
82	Kakuma	120.06	110.52	108.12
83	Lokichar	117.39	107.84	105.44
84	Kalokol	119.24	109.68	107.29
85	Lokori	118.25	108.70	106.31
86	Lokitaung	121.21	111.66	109.27
87	Kapedo	116.53	106.98	104.59
88	Malaba	115.43	105.88	103.49
89	Lokichogio	121.62	112.07	109.69
90	Kisumu	114.29	104.74	102.35
91	Sondu	114.29	104.74	102.35
92	Oyugis	114.29	104.74	102.35
93	Kakamega	114.35	104.80	102.41
94	Bondo	114.56	105.01	102.62
95	Siaya	114.61	105.06	102.67
96	Kericho	114.74	105.19	102.80
97	Nyamira	114.86	105.31	102.92
98	Kisii	115.16	105.61	103.22
99	Sotik	115.39	105.84	103.45
100	Keroka	115.49	105.94	103.54
101	Busia	115.49	105.94	103.54
102	Homabay	115.84	106.29	103.90
103	Migori	116.06	106.51	104.12
104	Isebania	116.22	106.68	104.29



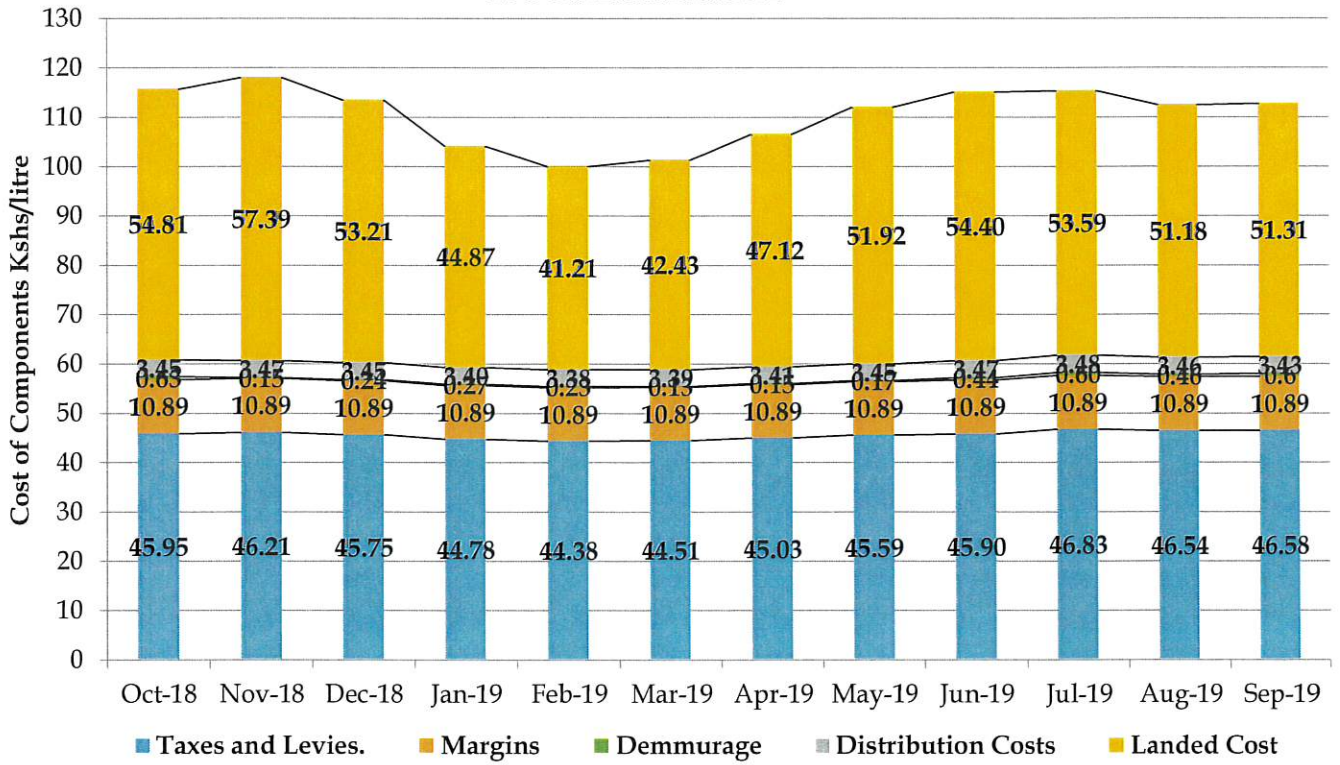
ANNEX II

Breakdown of the costs of Super Petrol (PMS), Diesel (AGO) and Kerosene (DPK) in Nairobi: 15th September 2019 - 14th October 2019				
Cost Item	Cost Description	Super Petrol	Diesel	Kerosene
		KShs/Litre	KShs/Litre	KShs/Litre
Landed Cost (a)	Weighted Average cost for all imports	<u>51.91</u>	<u>52.39</u>	<u>50.24</u>
Pipeline Transport (Msa-Nrb)	Pipeline (100% PMS, AGO & IK)	2.35	2.35	2.35
Road Transport (Msa-Nrb) - Bridging	Road (0% PMS, AGO & IK)	0.00	0.00	0.00
Pipeline Losses	Pipeline (0.25%)	0.08	0.07	0.07
Depot Losses	0.5% PMS; 0.3% For DPK & AGO	0.47	0.25	0.24
Delivery within 40kms of Nrb	Delivery to petrol stations	0.54	0.54	0.54
Storage and distribution (b)		<u>3.43</u>	<u>3.21</u>	<u>3.20</u>
Importers Margin	Wholesale	7.00	7.00	7.00
Dealers Margin	Retail	3.89	3.89	3.89
Oil marketing companies margins (c)		<u>10.89</u>	<u>10.89</u>	<u>10.89</u>
Excise Duty	Tax	20.92	10.84	10.84
Road Maintenance Levy	Levy	18.00	18.00	0.00
Petroleum Development Levy	Levy	0.40	0.40	0.40
Petroleum Regulatory Levy	Levy	0.25	0.25	0.25
Railway Development Levy	Levy	0.74	0.75	0.72
Anti-adulteration Levy	Levy	0.00	0.00	18.00
Merchant Shipping Levy	Levy	0.02	0.03	0.02
Import Declaration Fee	Levy	0.99	1.00	0.96
Value Added Tax (VAT)	Tax	5.26	5.29	5.12
Taxes and levies (d)		<u>46.58</u>	<u>36.55</u>	<u>36.31</u>
Retail Prices in Nairobi (a) + (b) + (c) + (d)		112.81	103.04	100.64
Summary		Super Petrol	Diesel	Kerosene
		KShs/Litre	KShs/Litre	KShs/Litre
Products Costs (a)		51.91	52.39	50.24
Distribution and storage Costs (b)		3.43	3.21	3.20
Margins (c)		10.89	10.89	10.89
Taxes & Levies (d)		46.58	36.55	36.31
Retail Prices in Nairobi		112.81	103.04	100.64

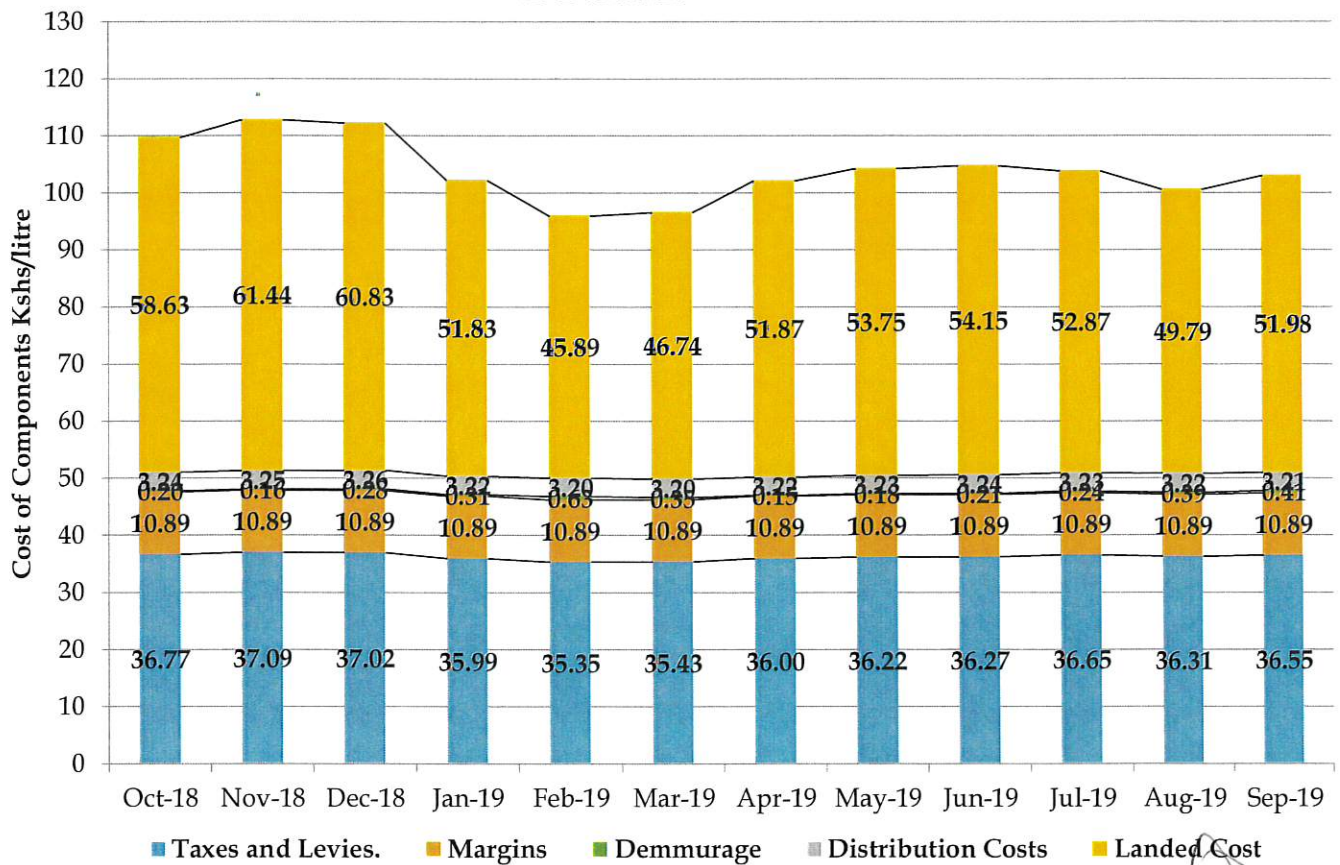


ANNEX III

1. SUPER PETROL



2. DIESEL



[Handwritten signature]

3. KEROSENE

