Energy & Petroleum Regulatory Authority

PRESS RELEASE

MAXIMUM RETAIL PETROLEUM PUMP PRICES IN KENYA FOR THE PERIOD 15TH DECEMBER 2019 TO 14TH JANUARY 2020

In accordance with Section 101(y) of the Petroleum Act 2019, Legal Notice No.196 of 2010 and Legal Notice No. 26 of 2012, the Energy & Petroleum Regulatory Authority (EPRA) has calculated the maximum wholesale and retail prices of petroleum products, which will be in force from 15th December 2019 to 14th January 2020.

Taking into account the weighted average cost of imported refined petroleum products, the changes in the maximum allowed petroleum pump prices in Nairobi are as follows: **Super Petrol, Diesel and Kerosene decrease by KShs 1.09 per** litre, **KShs 2.83** per litre and **KShs 1.75** per litre respectively.

The prices are inclusive of 8% Value Added Tax (VAT) in line with the provisions of the Finance Act 2018, the revised rates for excise duty adjusted for inflation as per Legal Notice No. 109 of 9th July 2019, the revised rates for Railway Development Levy (RDL) and the Import Declaration Fee (IDF) in line with the Finance Act 2019.

The changes in this month's prices are a consequence of the average landed cost of imported **Super Petrol** decreasing by **0.52%** from **US$ 463.24** per cubic metre in October 2019 to **US$ 460.83** per cubic metre in November 2019; **Diesel** decreasing by **3.36%** from **US$ 502.15** per cubic metre to **US$ 485.29** per cubic metre and **Kerosene** decreasing by **3.75%** from **US$ 499.55** per cubic metre to **US$ 481.11** per cubic metre. The changes in the landed costs are summarized in the table below:

PRODUCT	OCTOBER 2019	NOVEMBER 2019	CHANGE
Super Petrol (US$/Cubic Metre)	463.24	460.83	-0.52%
Diesel (US$/Cubic Metre)	502.15	485.29	-3.36%
Kerosene (US$/Cubic Metre)	499.85	481.11	-3.75%

ISO 9001:2015 Certified

The Free On board (FOB) price of Murban crude oil lifted in November 2019 was posted at **US$ 66.60** per barrel, an increase of **4.72%** from **US$ 63.60** per barrel in October 2019.

Over the same period, the mean monthly US Dollar to Kenya Shilling exchange rate appreciated by **1.30%** from **KShs. 103.55 per US$** in October 2019 to **KShs. 102.20 per US$** in November 2019.

A summary of the resultant retail prices for major towns in Kenya is provided as **Annex I** while the wholesale prices at the main supply depots in Kenya are provided as **Annex II**. In addition, a detailed breakdown and a progression of the cost items for retail prices in Nairobi are provided as **Annex III** and **IV** for information.

The table below shows the trend of monthly crude oil prices and exchange rates for the last 12 months:

Month	Dec-18	Jan-19	Feb-19	Mar-19	Apr-19	May-19	Jun-19	Jul-19	Aug-19	Sept-19	Oct-19	Nov-19
Crude Oil Prices (US$/barrel)	59.50	60.95	66.35	68.60	73.05	72.35	64.80	66.15	62.30	62.44	63.60	66.60
Mean Exchange Rates (KShs/US$)	102.16	101.30	100.17	100.47	101.12	101.20	101.89	103.31	103.44	103.79	103.55	102.20

The purpose of the fuel pricing regulations is to cap the wholesale and retail prices of petroleum products, which are already in the country, so that the importation and other prudently incurred costs are recovered, while ensuring reasonable prices to consumers.

The Authority wishes to assure the public of its continued commitment to the observance of fair competition and protection of the interests of both consumers and investors in the energy sector.

Regards,

Robert Pavel Oimeke
DIRECTOR GENERAL

14th December 2019

ANNEX I

15th December 2019 – 14th January 2020				
	TOWNS	MAXIMUM PUMP PRICES		
		Super Petrol (PMS)	Automotive Diesel (AGO)	Kerosene (IK)
		KShs/L	KShs/L	KShs/L
1	**Mombasa**	**107.45**	**99.74**	**100.26**
2	Kilifi	107.64	99.93	100.45
3	Likoni Mainland	107.81	100.10	100.62
4	Kwale	107.81	100.10	100.63
5	Malindi	108.29	100.58	101.10
6	Lungalunga	108.65	100.94	101.46
7	Voi	108.94	101.22	101.75
8	Taveta	110.39	102.68	103.20
9	Lamu	111.14	103.42	103.95
10	Hola	111.03	103.31	103.84
11	**Nairobi**	**109.50**	**101.78**	**102.31**
12	Thika	109.63	101.91	102.44
13	Machakos	109.63	101.91	102.44
14	Kajiado	109.90	102.19	102.71
15	Makuyu	110.05	102.33	102.86
16	Muranga	110.05	102.33	102.86
17	Sagana	110.14	102.42	102.95
18	Embu	110.64	102.92	103.45
19	Kerugoya	110.66	102.94	103.47
20	Narok	110.86	103.14	103.67
21	Nyeri	110.95	103.24	103.76
22	Namanga	111.04	103.32	103.85
23	Kiganjo	111.08	103.37	103.89
24	Chuka	111.12	103.40	103.93
25	Kitui	111.12	103.40	103.93
26	Mwingi	111.14	103.43	103.95
27	Nanyuki	111.51	103.79	104.32
28	Nkubu	111.74	104.03	104.56
29	Mtito Andei	111.97	104.25	104.78
30	Meru	112.00	104.29	104.80
31	Isiolo	112.51	104.80	105.32
32	Maua	112.51	104.80	105.32
33	Garissa	113.76	106.04	106.57
34	Marsabit	115.93	108.22	108.75
35	Liboi	116.43	108.71	109.24

ANNEX I

15th December 2019 – 14th January 2020				
	TOWNS	MAXIMUM PUMP PRICES		
		Super Petrol (PMS)	Automotive Diesel (AGO)	Kerosene (IK)
		KShs/L	KShs/L	KShs/L
36	Moyale	119.00	111.29	111.82
37	Sololo	118.02	110.31	110.84
38	Habaswein	116.36	108.64	109.17
39	Dadaab	115.07	107.36	107.88
40	Tarbaj	118.60	110.89	111.41
41	Elwak	120.21	112.49	113.02
42	Wajir	117.19	109.47	110.00
43	Mandera	122.36	114.64	115.17
44	**Nakuru**	**109.10**	**101.58**	**102.11**
45	Gilgil	109.10	101.59	102.11
46	Mogotio	109.16	101.64	102.17
47	Molo	109.24	101.73	102.25
48	Olenguruone	109.83	102.32	102.84
49	Londiani	109.24	101.73	102.25
50	Nyahururu	109.33	101.81	102.34
51	Archers Post	112.34	104.82	105.35
52	Lodosoit	113.43	105.92	106.44
53	Naivasha	109.43	101.92	102.44
54	Marigat	109.75	102.23	102.76
55	Kabarnet	110.28	102.77	103.29
56	Bomet	110.89	103.38	103.91
57	Maralal	112.97	105.46	105.98
58	**Eldoret**	**109.90**	**102.39**	**102.91**
59	Kapsabet	109.92	102.40	102.93
60	Webuye	110.09	102.58	103.10
61	Kitale	110.22	102.71	103.23
62	Kapenguria	110.59	103.07	103.60
63	Bungoma	110.62	103.11	103.63
64	Moiben	109.95	102.44	102.96
65	Matunda	109.88	102.37	102.89
66	Burnt Forest	109.86	102.34	102.87
67	Tambach	109.94	102.42	102.95
68	Kapsowar	110.13	102.61	103.14
69	Chebara	110.03	102.52	103.05
70	Kimwarer	110.22	102.71	103.23

ANNEX I

15th December 2019 – 14th January 2020				
	TOWNS	MAXIMUM PUMP PRICES		
		Super Petrol (PMS)	Automotive Diesel (AGO)	Kerosene (IK)
		KShs/L	KShs/L	KShs/L
71	Timboroa	110.14	102.62	103.15
72	Nandi Hills	110.10	102.59	103.12
73	Kaiboi	109.91	102.39	102.92
74	Kiminini	110.42	102.91	103.44
75	Endebes	110.49	102.98	103.51
76	Saboti	110.65	103.13	103.66
77	Chepareria	110.94	103.43	103.95
78	Lomut	111.85	104.34	104.86
79	Burgich	112.26	104.75	105.28
80	Sigor	111.62	104.10	104.63
81	Lowdar	114.08	106.57	107.09
82	Kakuma	115.68	108.16	108.69
83	Lokichar	113.00	105.48	106.01
84	Kalokol	114.85	107.33	107.86
85	Lokori	113.87	106.35	106.88
86	Lokitaung	116.83	109.32	109.84
87	Kapedo	112.15	104.63	105.16
88	Malaba	111.05	103.53	104.06
89	Lokichogio	117.25	109.73	110.26
90	**Kisumu**	**109.90**	**102.38**	**102.91**
91	Sondu	109.90	102.39	102.91
92	Oyugis	109.90	102.39	102.91
93	Kakamega	109.97	102.45	102.98
94	Bondo	110.17	102.66	103.18
95	Siaya	110.23	102.71	103.24
96	Kericho	110.36	102.84	103.37
97	Nyamira	110.48	102.96	103.48
98	Kisii	110.79	103.27	103.80
99	Sotik	111.00	103.48	104.01
100	Keroka	111.10	103.59	104.12
101	Busia	111.10	103.59	104.12
102	Homabay	111.46	103.94	104.47
103	Migori	111.67	104.16	104.68
104	Isebania	111.85	104.33	104.86

EPRA ISO 9001:2015 Certified

ANNEX II

15th December 2019 – 14th January 2020				
	TOWNS	MAXIMUM PETROLEUM WHOLESALE PRICES		
		Super Petrol (PMS)	Automotive Diesel (AGO)	Kerosene (IK)
		KShs/L	KShs/L	KShs/L
1	Mombasa	98.60	90.89	91.41
2	Nairobi	100.66	92.94	93.46
3	Nakuru	100.26	92.74	93.27
4	Eldoret	101.06	93.55	94.07
5	Kisumu	101.06	93.54	94.07

ANNEX III

Breakdown of the costs of Super Petrol (PMS), Diesel (AGO) and Kerosene (DPK) in Nairobi: 15th Dec 2019 - 14th Jan 2020				
Cost Item	**Cost Description**	**Super Petrol**	**Diesel**	**Kerosene**
		KShs/Litre	**KShs/Litre**	**KShs/Litre**
Landed Cost (a)	Weighted Average cost for all imports	**47.18**	**49.46**	**49.96**
Pipeline Transport (Msa-Nrb)	Pipeline (100% PMS, AGO & IK)	1.89	1.89	1.89
Road Transport (Msa-Nrb) - Bridging	Road (0% PMS, AGO & IK)	0.00	0.00	0.00
Pipeline Losses	Pipeline (0.25%)	0.01	0.01	0.01
Depot Losses	0.5% PMS; 0.3% For DPK & AGO	0.45	0.24	0.25
Delivery within 40kms of Nrb	Delivery to petrol stations	0.53	0.54	0.54
Storage and distribution (b)		**2.88**	**2.68**	**2.68**
Importers Margin	Wholesale	4.20	4.17	4.17
Dealers Margin	Retail Investment Margin	4.05	4.05	4.05
	Retail Operating Margin	4.14	4.14	4.14
Oil marketing companies margins (c)	-	**12.39**	**12.36**	**12.36**
Excise Duty	Tax	20.92	10.84	10.84
Road Maintenance Levy	Levy	18.00	18.00	0.00
Petroleum Development Levy	Levy	0.40	0.40	0.40
Petroleum Regulatory Levy	Levy	0.25	0.25	0.25
Railway Development Levy	Levy	0.91	0.96	0.95
Anti-adulteration Levy	Levy	0.00	0.00	18.00
Merchant Shipping Levy	Levy	0.02	0.03	0.03
Import Declaration Fee	Levy	1.59	1.67	1.67
Value Added Tax (VAT)	Tax	4.96	5.14	5.18
Taxes and levies (d)	-	**47.05**	**37.28**	**37.31**
Retail Prices in Nairobi (a) + (b) + (c) + (d)		**109.50**	**101.78**	**102.31**
Summary		**Super Petrol**	**Diesel**	**Kerosene**
		KShs/Litre	**KShs/Litre**	**KShs/Litre**
Products Costs (a)		47.18	49.46	49.96
Distribution and storage Costs (b)		2.88	2.68	2.68
Margins (c)		12.39	12.36	12.36
Taxes & Levies (d)		47.05	37.28	37.31
Retail Prices in Nairobi		**109.50**	**101.78**	**102.31**

EPRA ISO 9001:2015 Certified

ANNEX IV

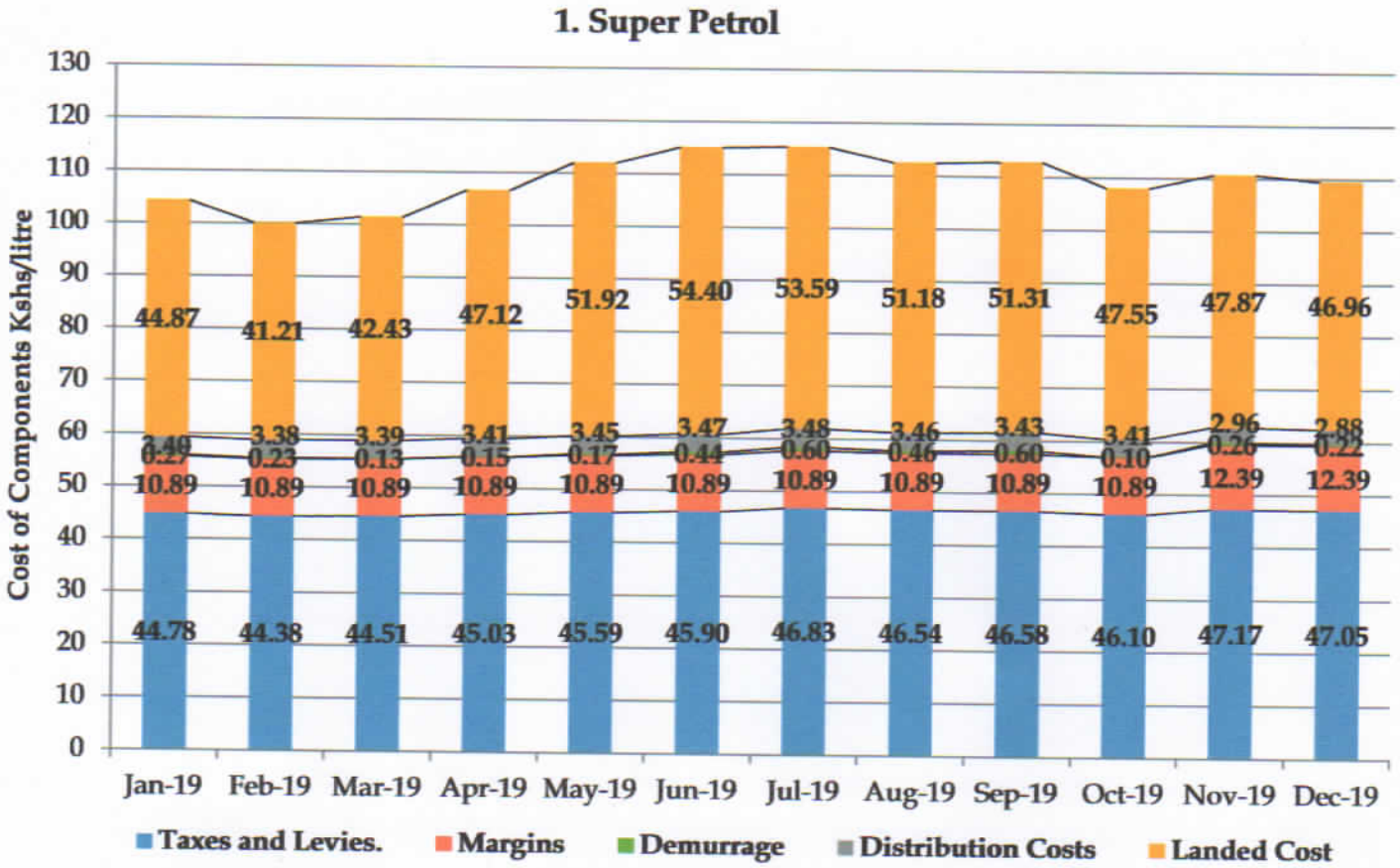

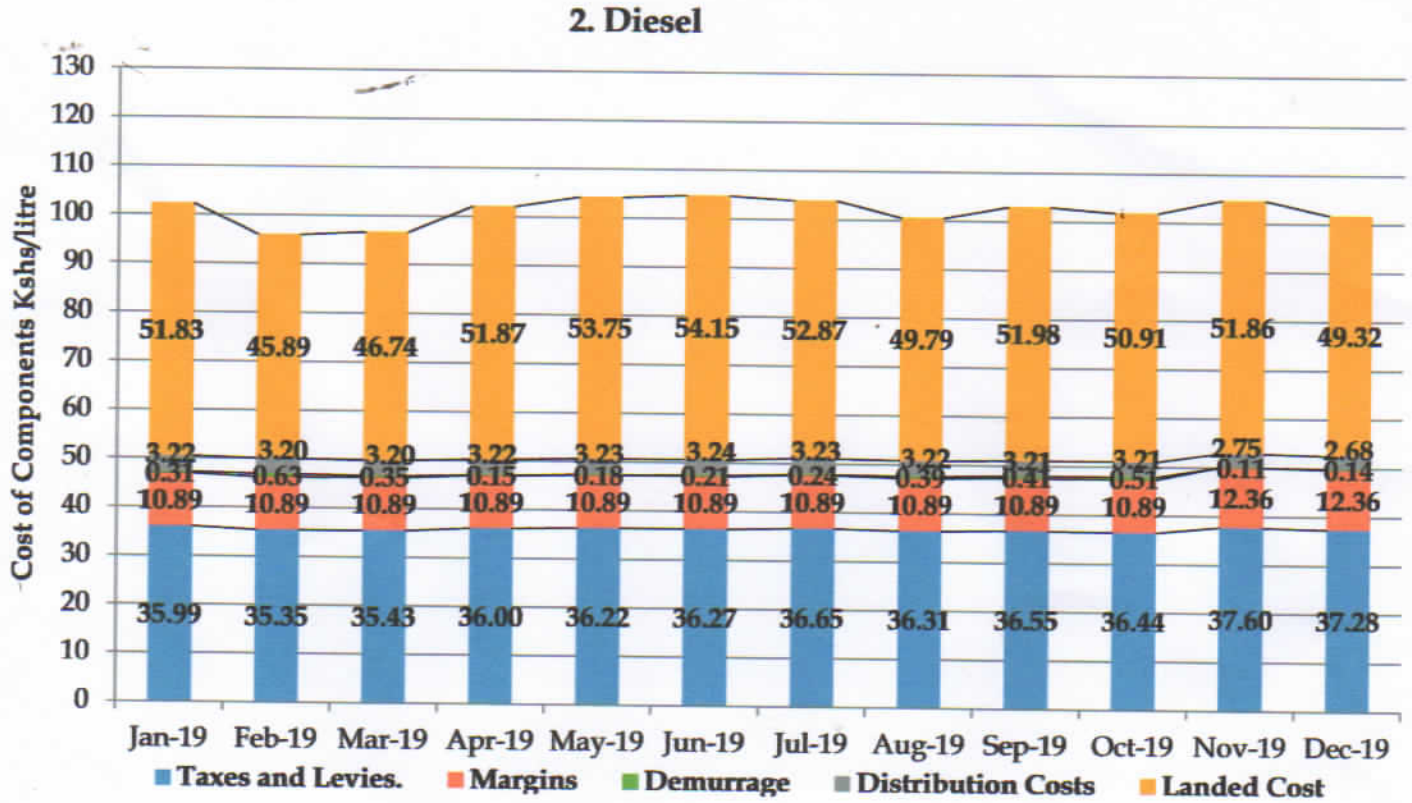

ISO 9001:2015 Certified

ANNEX IV

3. Kerosene

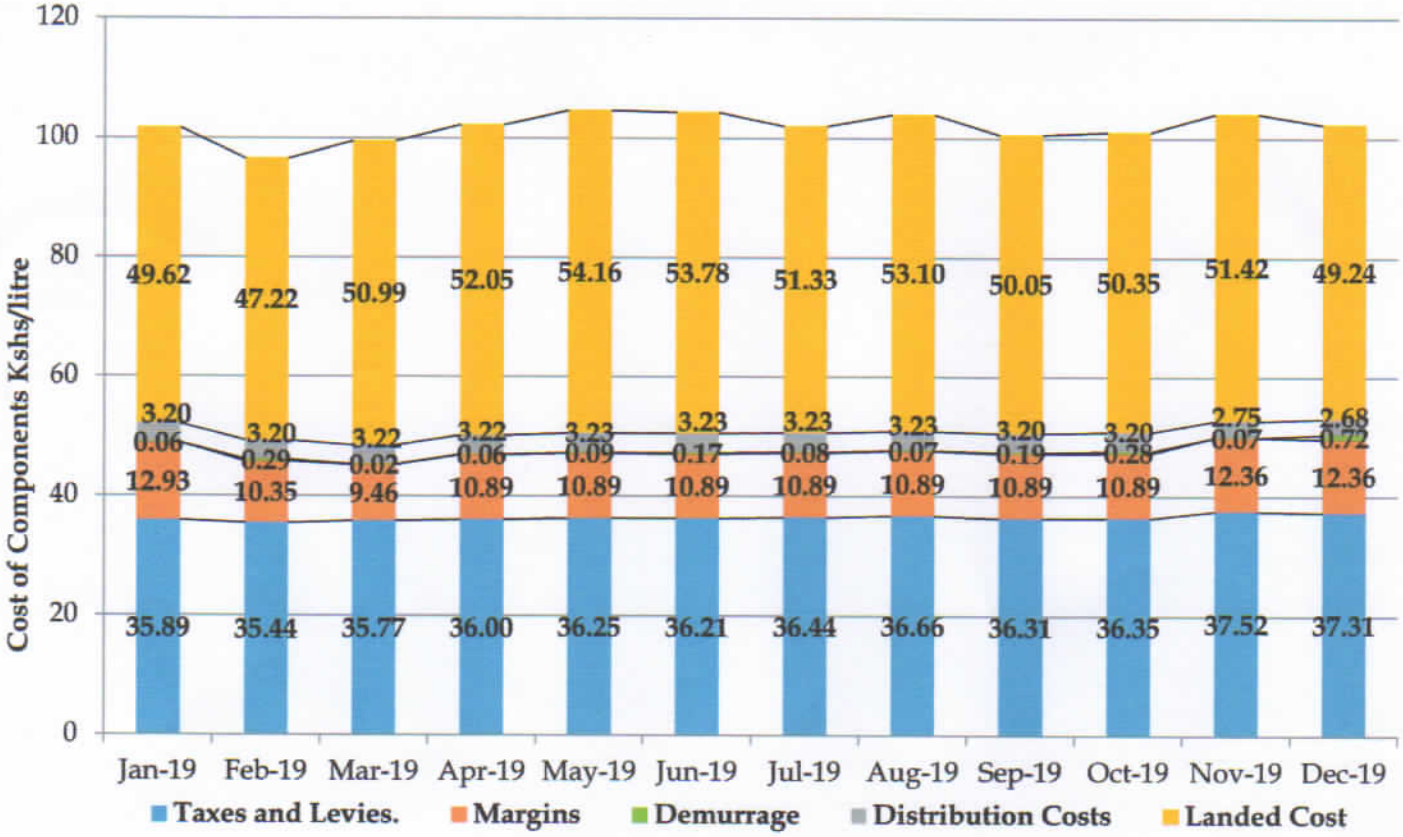

ISO 9001:2015 Certified