

## PRESS RELEASE

### MAXIMUM RETAIL PUMP PRICES IN KENYA FOR THE PERIOD 15<sup>TH</sup> MAY 2019 TO 14<sup>TH</sup> JUNE 2019

In accordance with Legal Notice No. 196 of 2010, the Energy (Petroleum Pricing) Regulations and the amendment thereof, the Energy and Petroleum Regulatory Authority has calculated the maximum retail pump prices of petroleum products which will be in force from 15<sup>th</sup> May to 14<sup>th</sup> June 2019.

Taking into account the weighted average cost of imported refined petroleum products, the changes in the maximum allowed petroleum pump prices in Nairobi are as follows: **Super Petrol, Diesel and Kerosene increase by KShs. 5.43, KShs. 2.24 and KShs. 2.40 per litre respectively.** The pump prices are inclusive of 8% Value Added Tax (VAT) in line with the provisions of the Finance Act 2018.

The changes in this month's prices have been as a consequence of the average landed cost of imported **Super Petrol** increasing by 11.39% from US\$ 620.54 per ton in March 2019 to US\$ 691.25 per ton in April 2019; **Diesel** increasing by 2.75% from US\$ 624.51 per ton to US\$ 641.67 per ton and **Kerosene** increasing by 2.00% from US\$ 662.55 per ton to US\$ 675.82 per ton. The changes in the landed costs are summarized in the table below:

PRODUCT	MARCH 2019	APRIL 2019	CHANGE
Super Petrol (US\$/ton)	620.54	691.25	+ 11.39%
Diesel (US\$/ton)	624.51	641.67	+ 2.75%
Kerosene (US\$/ton)	662.55	675.82	+ 2.00%

The Free On board (FOB) price of Murban crude oil lifted in April 2019 was posted at US\$ 73.05 per barrel, an increase of 6.49% from US\$ 68.60 per barrel in March 2019.

Over the same period, the mean monthly US Dollar to Kenya Shilling exchange rate depreciated by 0.65% from KShs. 100.47 per US\$ in March 2019 to KShs. 101.12 per US\$ in April 2019.

A summary of the resultant pump prices for major towns in Kenya is provided as **Annex I**. In addition, a detailed breakdown and a progression of the cost items for the pump prices in Nairobi are provided as **Annex II** and **III** for information.

The table below shows the trend of monthly crude oil prices and exchange rates for the last 12 months:

Month	May-18	Jun-18	Jul-18	Aug-18	Sep-18	Oct-18	Nov-18	Dec-18	Jan-19	Feb-19	Mar-19	Apr-19
Crude Oil Prices (US\$/barrel)	78.25	77.20	76.30	75.05	80.35	82.30	68.00	59.50	60.95	66.35	68.60	73.05
Mean Exchange Rates (KShs/US\$)	100.87	101.01	100.60	100.71	100.88	101.16	102.44	102.16	101.30	100.17	100.47	101.12

The purpose of the fuel pricing regulations is to cap the pump prices of petroleum products so that importation and other prudently incurred costs are recovered while ensuring reasonable prices to consumers.

The Authority wishes to assure the public of its continued commitment to the observance of fair competition and protection of the interests of both consumers and investors in the energy sector.

Regards,




**Robert Pavel Oimeke**  
**DIRECTOR GENERAL**

14<sup>th</sup> May 2019



ANNEX I

15 <sup>th</sup> May 2019 - 14 <sup>th</sup> June 2019				
	TOWNS	MAXIMUM PUMP PRICES		
		Super Petrol (PMS)	Automotive Diesel (AGO)	Kerosene (IK)
		KShs/Litre	KShs/Litre	KShs/Litre
1	<b>Mombasa</b>	<b>109.38</b>	<b>101.75</b>	<b>101.99</b>
2	Kilifi	109.59	101.94	102.19
3	Likoni Mainland	109.74	102.10	102.35
4	Kwale	109.75	102.10	102.35
5	Malindi	110.22	102.59	102.84
6	Lungalunga	110.58	102.95	103.19
7	Voi	110.87	103.24	103.48
8	Taveta	112.32	104.68	104.93
9	Lamu	113.07	105.43	105.68
10	Hola	112.97	105.33	105.58
11	<b>Nairobi</b>	<b>112.03</b>	<b>104.37</b>	<b>104.62</b>
12	Thika	112.16	104.50	104.75
13	Machakos	112.16	104.50	104.75
14	Kajiado	112.43	104.77	105.03
15	Makuyu	112.57	104.92	105.17
16	Muranga	112.57	104.92	105.17
17	Sagana	112.66	105.01	105.26
18	Embu	113.16	105.52	105.77
19	Kerugoya	113.17	105.53	105.78
20	Narok	113.38	105.73	105.98
21	Nyeri	113.48	105.82	106.08
22	Namanga	113.56	105.92	106.17
23	Kiganjo	113.61	105.95	106.20
24	Chuka	113.64	105.99	106.24
25	Kitui	113.64	105.99	106.24
26	Mwingi	113.67	106.02	106.26
27	Nanyuki	114.03	106.38	106.63
28	Nkubu	114.27	106.61	106.87
29	Mtito Andei	114.49	106.85	107.10
30	Meru	114.52	106.87	107.13
31	Isiolo	115.04	107.39	107.64
32	Maua	115.04	107.39	107.64
33	Garissa	116.28	108.63	108.88
34	Marsabit	118.46	110.80	111.06
35	Liboi	118.95	111.31	111.56




**ANNEX I**

15 <sup>th</sup> May 2019 – 14 <sup>th</sup> June 2019				
	TOWNS	MAXIMUM PUMP PRICES		
		Super Petrol (PMS)	Automotive Diesel (AGO)	Kerosene (IK)
		KShs/Litre	KShs/Litre	KShs/Litre
36	Moyale	121.53	113.88	114.14
37	Sololo	120.55	112.90	113.15
38	Habaswein	118.88	111.23	111.48
39	Dadaab	117.60	109.95	110.21
40	Tarbaj	121.13	113.48	113.73
41	Elwak	122.73	115.09	115.34
42	Wajir	119.71	112.06	112.31
43	Mandera	124.88	117.24	117.48
<b>44</b>	<b>Nakuru</b>	<b>112.51</b>	<b>105.07</b>	<b>105.32</b>
45	Gilgil	112.52	105.07	105.32
46	Mogotio	112.56	105.13	105.38
47	Molo	112.66	105.22	105.46
48	Olenguruone	113.24	105.80	106.05
49	Londiani	112.66	105.22	105.46
50	Nyahururu	112.74	105.29	105.54
51	Archers Post	115.75	108.30	108.55
52	Lodosoit	116.85	109.41	109.65
53	Naivasha	112.84	105.40	105.65
54	Marigat	113.16	105.72	105.97
55	Kabarnet	113.70	106.25	106.50
56	Bomet	114.30	106.86	107.11
57	Maralal	116.39	108.94	109.19
<b>58</b>	<b>Eldoret</b>	<b>113.51</b>	<b>106.07</b>	<b>106.32</b>
59	Kapsabet	113.53	106.09	106.34
60	Webuye	113.70	106.25	106.50
61	Kitale	113.83	106.38	106.63
62	Kapenguria	114.19	106.76	107.01
63	Bungoma	114.23	106.78	107.03
64	Moiben	113.56	106.11	106.36
65	Matunda	113.49	106.05	106.29
66	Burnt Forest	113.46	106.02	106.27
67	Tambach	113.54	106.10	106.35
68	Kapsowar	113.73	106.30	106.54
69	Chebara	113.64	106.20	106.45
70	Kimwarer	113.83	106.38	106.63



**ANNEX I**

15 <sup>th</sup> May 2019 - 14 <sup>th</sup> June 2019				
	TOWNS	MAXIMUM PUMP PRICES		
		Super Petrol (PMS)	Automotive Diesel (AGO)	Kerosene (IK)
		KShs/Litre	KShs/Litre	KShs/Litre
71	Timboroa	113.75	106.31	106.55
72	Nandi Hills	113.71	106.26	106.51
73	Kaiboi	113.51	106.07	106.32
74	Kiminini	114.03	106.59	106.84
75	Endebes	114.10	106.65	106.90
76	Saboti	114.25	106.81	107.06
77	Chepareria	114.55	107.11	107.35
78	Lomut	115.46	108.01	108.26
79	Burgich	115.87	108.42	108.67
80	Sigor	115.22	107.78	108.03
81	Lowdar	117.69	110.25	110.50
82	Kakuma	119.28	111.84	112.09
83	Lokichar	118.17	110.72	110.98
84	Kalokol	118.45	111.01	111.26
85	Lokori	117.47	110.03	110.28
86	Lokitaung	120.44	112.99	113.24
87	Kapedo	115.75	108.31	108.56
88	Malaba	114.65	107.21	107.46
89	Lokichogio	120.85	113.40	113.65
90	<b>Kisumu</b>	<b>113.50</b>	<b>106.07</b>	<b>106.32</b>
91	Sondu	113.50	106.07	106.32
92	Oyugis	113.50	106.07	106.32
93	Kakamega	113.57	106.13	106.38
94	Bondo	113.78	106.34	106.59
95	Siaya	113.83	106.39	106.64
96	Kericho	113.96	106.52	106.77
97	Nyamira	114.08	106.64	106.89
98	Kisii	114.39	106.94	107.19
99	Sotik	114.61	107.17	107.42
100	Keroka	114.71	107.27	107.52
101	Busia	114.71	107.27	107.52
102	Homabay	115.06	107.62	107.87
103	Migori	115.29	107.84	108.09
104	Isebania	115.45	108.01	108.26



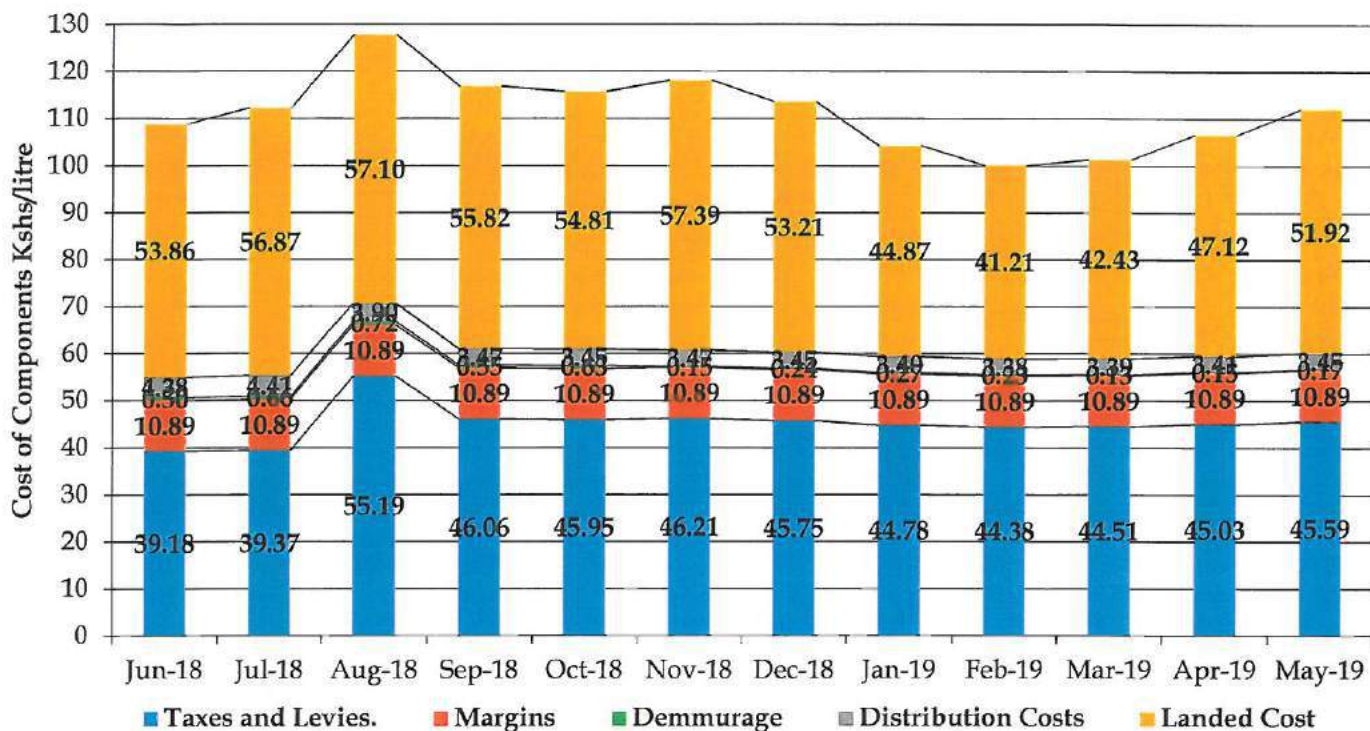
## ANNEX II

Breakdown of the costs of Super Petrol (PMS), Diesel (AGO) and Kerosene (DPK) in Nairobi: 15 <sup>th</sup> May 2019 - 14 <sup>th</sup> June 2019				
Cost Item		Super Petrol	Diesel	Kerosene
		KShs/ Litre	KShs/ Litre	KShs/ Litre
<b><u>Landed Cost (a)</u></b>		<b><u>52.09</u></b>	<b><u>54.03</u></b>	<b><u>54.25</u></b>
Pipeline Transport (Msa-Nrb)		2.35	2.35	2.35
Road Transport (Msa-Nrb) - Bridging		0.00	0.00	0.00
Pipeline Losses		0.10	0.09	0.09
Depot Losses		0.46	0.25	0.25
Delivery within 40kms of Nrb		0.54	0.54	0.54
<b><u>Distribution and Storage (b)</u></b>		<b><u>3.45</u></b>	<b><u>3.23</u></b>	<b><u>3.23</u></b>
Importers Margin		7.00	7.00	5.57
Dealers Margin		3.89	3.89	3.89
<b><u>Oil Marketing Companies' (OMC) margins (c)</u></b>		<b><u>10.89</u></b>	<b><u>10.89</u></b>	<b><u>10.89</u></b>
Excise Duty	Tax	19.90	10.31	10.31
Road Maintenance Levy	Levy	18.00	18.00	0.00
Petroleum Development Levy	Levy	0.40	0.40	0.40
Petroleum Regulatory Levy	Levy	0.25	0.25	0.25
Railway Development Levy	Levy	0.75	0.78	0.78
Anti-adulteration levy	Tax	0.00	0.00	18.00
Merchant Shipping Levy	Levy	0.02	0.03	0.03
Import Declaration Fee	Levy	1.00	1.03	1.04
Value Added Tax (VAT)	Tax	5.27	5.42	5.44
<b><u>Taxes and levies (d)</u></b>		<b><u>45.59</u></b>	<b><u>36.22</u></b>	<b><u>36.25</u></b>
<b>Retail Prices in Nairobi (a) + (b) + (c) + (d)</b>		<b>112.03</b>	<b>104.37</b>	<b>104.62</b>
<b><u>Summary</u></b>		<b>Super Petrol</b>	<b>Diesel</b>	<b>Kerosene</b>
		<b>KShs/ Litre</b>	<b>KShs/ Litre</b>	<b>KShs/ Litre</b>
Products Costs (a)		52.09	54.03	54.25
Distribution and Storage Costs (b)		3.45	3.23	3.23
OMC Margins (c)		10.89	10.89	10.89
Taxes & Levies (d)		45.59	36.22	36.25
<b>Retail Prices in Nairobi</b>		<b>112.03</b>	<b>104.37</b>	<b>104.62</b>

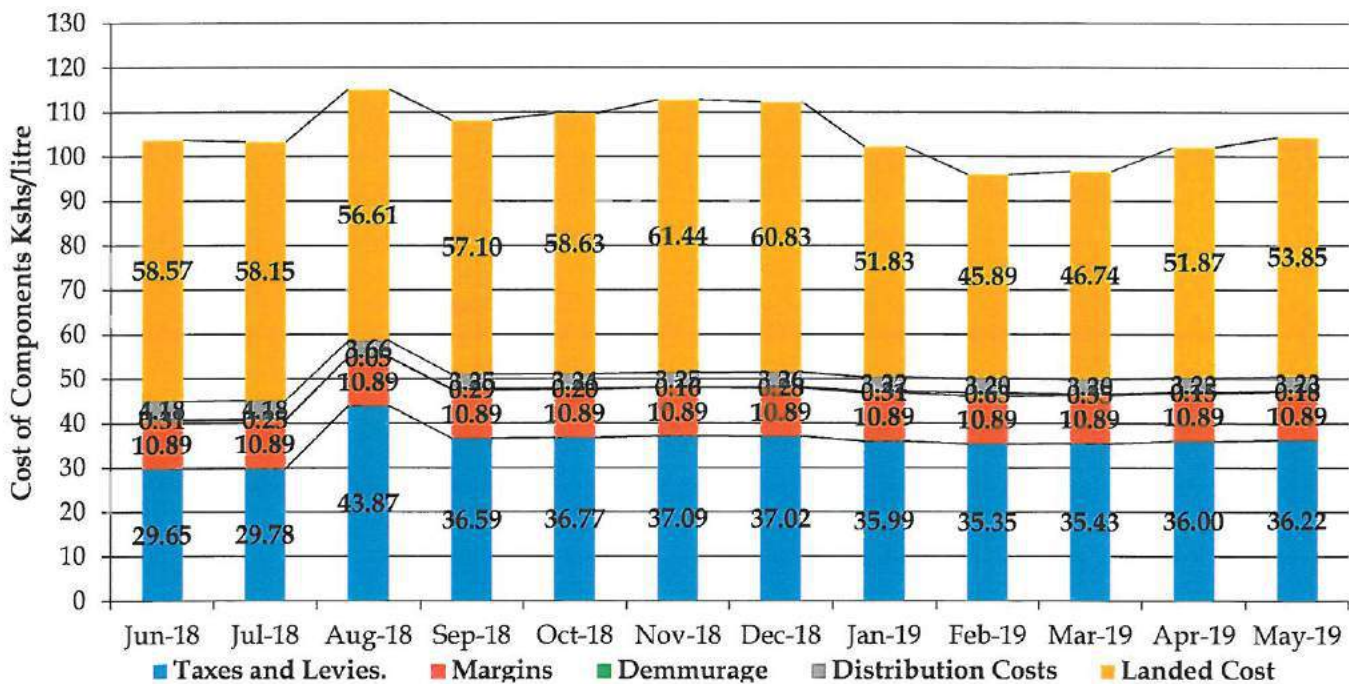


**ANNEX III**

**1. SUPER PETROL**



**2. DIESEL**



**ANNEX III**

**3. KEROSENE**

