

Date: 14th June 2019

PRESS RELEASE

MAXIMUM RETAIL PUMP PRICES FOR PETROLEUM PRODUCTS IN KENYA FOR THE PERIOD 15TH JUNE 2019 TO 14TH JULY 2019

In accordance with Legal Notice No.196 of 2010, the Energy (Petroleum Pricing) Regulations and the amendment thereof, the Energy & Petroleum Regulatory Authority (EPRA) has calculated the maximum retail pump prices of petroleum products, which will be in force from 15th June to 14th July 2019.

Taking into account the weighted average cost of imported refined petroleum products, the changes in the maximum allowed petroleum pump prices in Nairobi are as follows: **Super Petrol and Diesel increase by KShs. 3.07 and KShs. 0.39 per litre respectively while Kerosene decreases by KShs. 0.34 per litre.** The pump prices are inclusive of 8% Value Added Tax (VAT) in line with the provisions of the Finance Act 2018.

The changes in this month's prices have been as a consequence of the average landed cost of imported Super Petrol increasing by 4.54% from US\$514.72 per cubic metre in April 2019 to US\$538.08 per cubic metre in May 2019; Diesel increasing by 0.52% from US\$533.07 per cubic metre to US\$535.84 per cubic metre and Kerosene decreasing by 0.43% from US\$535.17 per cubic metre to US\$532.89 per cubic metre. The changes in the landed costs are summarized in the table below:

PRODUCT	APRIL 2019	MAY 2019	CHANGE
Super Petrol (US\$/Cubic Metre)	514.72	538.08	+ 4.54%
Diesel (US\$/Cubic Metre)	533.07	535.84	+ 0.52%
Kerosene (US\$/Cubic Metre)	535.17	532.89	- 0.43%

The Free On board (FOB) price of Murban crude oil lifted in May 2019 was posted at US\$ 72.35 per barrel, a decrease of 0.96% from US\$ 73.05 per barrel in April 2019.

Over the same period, the mean monthly US Dollar to Kenya Shilling exchange rate depreciated by 0.08% from KShs. 101.12 per US\$ in April 2019 to KShs. 101.20 per US\$ in May 2019.

A summary of the resultant pump prices for major towns in Kenya is provided as Annex I. In addition, a detailed breakdown and a progression of the cost items for the pump prices in Nairobi are provided as Annex II and III for information.

The table below shows the trend of monthly crude oil prices and exchange rates for the last 12 months:

Month	Jun-18	Jul-18	Aug-18	Sep-18	Oct-18	Nov-18	Dec-18	Jan-19	Feb-19	Mar-19	Apr-19	May-19
Crude Oil Prices (US\$/barrel)	77.20	76.30	75.05	80.35	82.30	68.00	59.50	60.95	66.35	68.60	73.05	72.35
Mean Exchange Rates (KShs/US\$)	101.01	100.60	100.71	100.88	101.16	102.44	102.16	101.30	100.17	100.47	101.12	101.20

The purpose of the fuel pricing regulations is to cap the pump prices of the products, which are already in the country, so that the importation and other prudently incurred costs are recovered, while ensuring reasonable prices to consumers.

The Authority wishes to assure the public of its continued commitment to the observance of fair competition and protection of the interests of both consumers and investors in the energy and Petroleum sector.

Regards,




Robert Pavel Oimeke
DIRECTOR GENERAL

14th June 2019

Annex I

15th June 2019 - 14 th July 2019		MAXIMUM PUMP PRICES		
		Super Petrol (PMS)	Automotive Diesel (AGO)	Kerosene (DPK)
	TOWNS	KES/L	KES/L	KES/L
1	Mombasa	112.45	102.13	101.65
2	Kilifi	112.65	102.33	101.84
3	Likoni Mainland	112.81	102.49	102.01
4	Kwale	112.81	102.49	102.01
5	Malindi	113.29	102.97	102.49
6	Lungalunga	113.65	103.32	102.85
7	Voi	113.94	103.61	103.14
8	Taveta	115.39	105.06	104.59
9	Lamu	116.14	105.82	105.34
10	Hola	116.04	105.71	105.24
11	Nairobi	115.10	104.76	104.28
12	Thika	115.23	104.89	104.41
13	Machakos	115.23	104.89	104.41
14	Kajiado	115.50	105.16	104.69
15	Makuyu	115.64	105.30	104.83
16	Muranga	115.64	105.30	104.83
17	Sagana	115.73	105.40	104.91
18	Embu	116.23	105.90	105.42
19	Kerugoya	116.24	105.92	105.43
20	Narok	116.46	106.12	105.64
21	Nyeri	116.55	106.21	105.74
22	Namanga	116.63	106.30	105.82
23	Kiganjo	116.68	106.34	105.86
24	Chuka	116.72	106.38	105.90
25	Kitui	116.72	106.38	105.90
26	Mwingi	116.74	106.40	105.93
27	Nanyuki	117.10	106.77	106.29
28	Nkubu	117.34	107.00	106.52
29	Mtito Andei	117.57	107.23	106.75
30	Meru	117.59	107.26	106.78
31	Isiolo	118.11	107.77	107.30
32	Maua	118.11	107.77	107.30
33	Garissa	119.35	109.02	108.54
34	Marsabit	121.53	111.19	110.71
35	Liboi	122.03	111.70	111.21
36	Moyale	124.60	114.27	113.79

15 th June 2019 - 14 th July 2019		MAXIMUM PUMP PRICES		
		Super Petrol (PMS)	Automotive Diesel (AGO)	Kerosene (DPK)
	TOWNS	KES/L	KES/L	KES/L
37	Sololo	123.62	113.28	112.81
38	Habaswein	121.96	111.62	111.14
39	Dadaab	120.67	110.33	109.86
40	Tarbaj	124.20	113.87	113.39
41	Elwak	125.80	115.46	114.99
42	Wajir	122.78	112.44	111.97
43	Mandera	127.95	117.61	117.14
44	Nakuru	115.57	105.45	104.98
45	Gilgil	115.57	105.46	104.98
46	Mogotio	115.62	105.51	105.03
47	Molo	115.72	105.60	105.12
48	Olenguruone	116.29	106.19	105.70
49	Londiani	115.72	105.60	105.12
50	Nyahururu	115.80	105.68	105.20
51	Archers Post	118.81	108.69	108.22
52	Lodosoit	119.91	109.79	109.31
53	Naivasha	115.89	105.78	105.30
54	Marigat	116.22	106.10	105.63
55	Kabarnet	116.75	106.64	106.16
56	Bomet	117.36	107.24	106.77
57	Maralal	119.44	109.33	108.84
58	Eldoret	116.57	106.46	105.98
59	Kapsabet	116.59	106.47	105.99
60	Webuye	116.76	106.64	106.16
61	Kitale	116.88	106.77	106.29
62	Kapenguria	117.25	107.14	106.66
63	Bungoma	117.29	107.17	106.70
64	Moiben	116.61	106.50	106.02
65	Matunda	116.54	106.43	105.95
66	Burnt Forest	116.52	106.40	105.93
67	Tambach	116.60	106.48	106.00
68	Kapsowar	116.79	106.67	106.20
69	Chebara	116.70	106.59	106.11
70	Kimwarer	116.88	106.77	106.29
71	Timboroa	116.80	106.68	106.21
72	Nandi Hills	116.77	106.65	106.18
73	Kaiboi	116.57	106.46	105.98
74	Kiminini	117.09	106.97	106.50
75	Endebes	117.16	107.04	106.57
76	Saboti	117.31	107.19	106.72
77	Chepareria	117.61	107.49	107.01
78	Lomut	118.51	108.40	107.92



15 th June 2019 - July 14, 2019		MAXIMUM PUMP PRICES		
		Super Petrol (PMS)	Automotive Diesel (AGO)	Kerosene (DPK)
	TOWNS	KES/L	KES/L	KES/L
79	Burgich	118.93	108.81	108.34
80	Sigor	118.28	108.16	107.69
81	Lodwar	120.75	110.64	110.15
82	Kakuma	122.34	112.22	111.75
83	Lokichar	119.66	109.54	109.07
84	Kalokol	121.51	111.39	110.92
85	Lokori	120.53	110.41	109.94
86	Lokitaung	123.49	113.38	112.89
87	Kapedo	118.81	108.69	108.22
88	Malaba	117.71	107.59	107.12
89	Lokichogio	123.91	113.79	113.32
90	Kisumu	116.56	106.45	105.97
91	Sondu	116.56	106.45	105.97
92	Oyugis	116.56	106.45	105.97
93	Kakamega	116.63	106.51	106.04
94	Bondo	116.83	106.73	106.24
95	Siaya	116.89	106.77	106.30
96	Kericho	117.02	106.90	106.43
97	Nyamira	117.14	107.02	106.54
98	Kisii	117.45	107.33	106.86
99	Sotik	117.67	107.55	107.07
100	Keroka	117.77	107.65	107.18
101	Busia	117.77	107.65	107.18
102	Homabay	118.12	108.00	107.53
103	Migori	118.33	108.23	107.74
104	Isebania	118.51	108.39	107.92

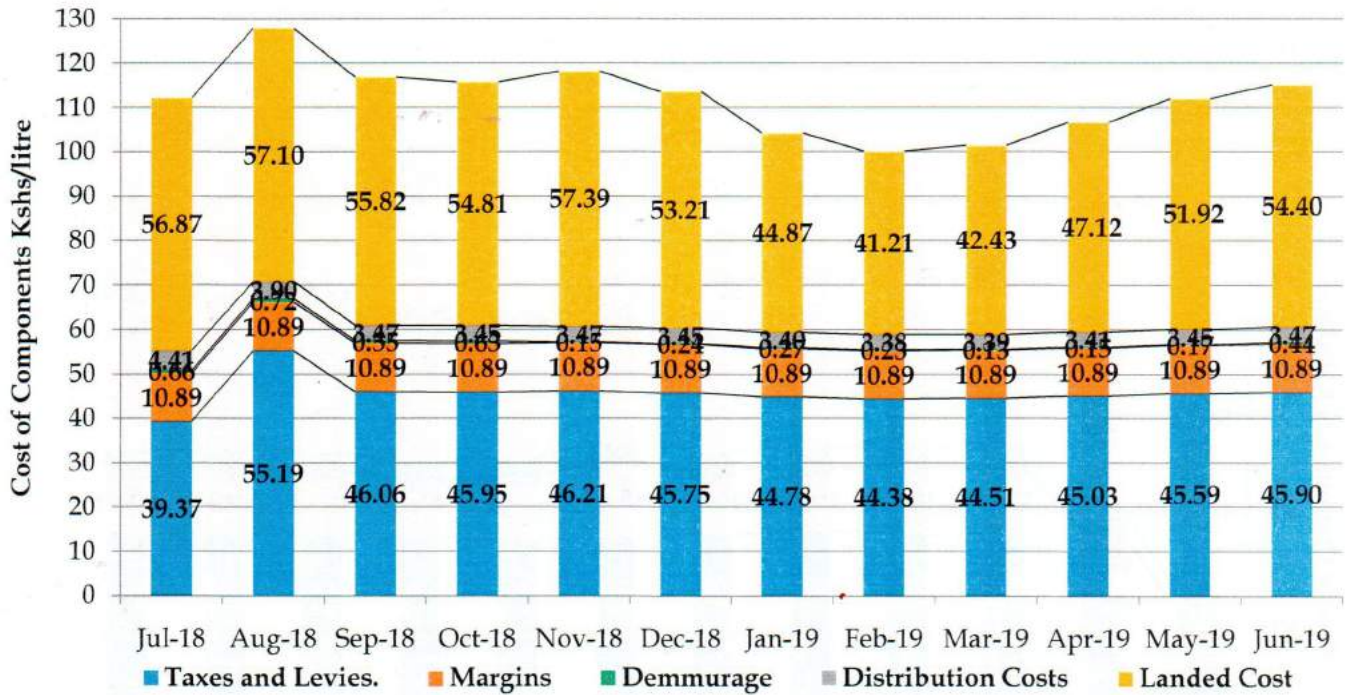


ANNEX II

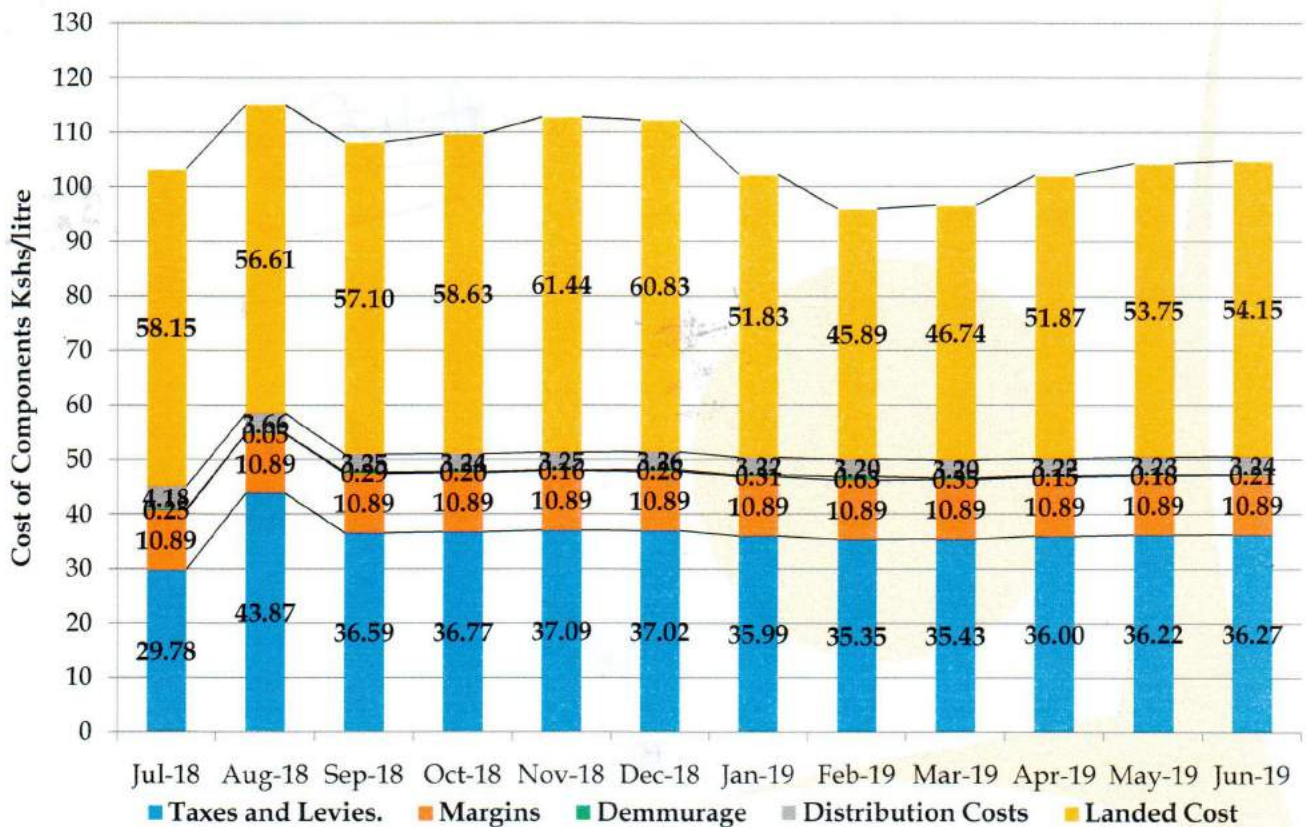
Breakdown of the costs of Super Petrol (PMS), Diesel (AGO) and Kerosene (DPK) in Nairobi: 15th June 2019 - 14th July 2019				
Cost Item		Super Petrol	Diesel	Kerosene
		KShs/Litre	KShs/Litre	KShs/Litre
Landed Cost (a)		54.84	54.37	53.95
Pipeline Transport (Msa-Nrb)		2.35	2.35	2.35
Road Transport (Msa-Nrb) - Bridging		0.00	0.00	0.00
Pipeline Losses		0.10	0.09	0.09
Depot Losses		0.48	0.26	0.25
Delivery within 40kms of Nrb		0.54	0.54	0.54
Storage and distribution (b)		3.47	3.24	3.23
Importers Margin		7.00	7.00	7.00
Dealers Margin		3.89	3.89	3.89
Oil marketing companies margins (c)		10.89	10.89	10.89
Excise Duty	Tax	19.90	10.31	10.31
Road Maintenance Levy	Levy	18.00	18.00	0.00
Petroleum Development Levy	Levy	0.40	0.40	0.40
Petroleum Regulatory Levy	Levy	0.25	0.25	0.25
Railway Development Levy	Levy	0.79	0.79	0.77
Anti-adulteration Levy	Levy	0.00	0.00	18.00
Merchant Shipping Levy	Levy	0.02	0.03	0.03
Import Declaration Fee	Levy	1.05	1.04	1.03
Value Added Tax (VAT)	Tax	5.49	5.45	5.42
Taxes and levies (d)		45.90	36.27	36.21
Retail Prices in Nairobi (a) + (b) + (c) + (d)		115.10	104.76	104.28
Summary		Super Petrol	Diesel	Kerosene
		KShs/Litre	KShs/Litre	KShs/Litre
Products Costs (a)		54.84	54.37	53.95
Distribution and storage Costs (b)		3.47	3.24	3.23
Margins (c)		10.89	10.89	10.89
Taxes & Levies (d)		45.90	36.27	36.21
Retail Prices in Nairobi		115.10	104.76	104.28

ANNEX III

A. SUPER PETROL



B. DIESEL



C. KEROSENE

